




ALUMINUM  
**PAN RACKS**  
**Knock Down**



**Item #:** 55 **Qty #:** \_\_\_\_\_  
**Model #:** \_\_\_\_\_  
**Project #:** \_\_\_\_\_



Front Load



Side Load

**FEATURES:**

Six cylindrical support bars provide strength and durability. 3" shelf spacing.  
 Plastic endcaps, 1 1/2" ribbed angles, heavy duty 5" stem bolted swivel casters.  
 Front load pan rack holds [20] 18" x 26" pans or [40] 18" x 13" pans. Side load pan rack holds [20] 18" x 26" pans.  
 500 lb. capacity. Units shipped K.D.

**CONSTRUCTION:**

Fully welded 1" square tubing ladder assembly.  
 Angles are 1" x 1 1/2" x 20" on front load pan rack and 1" x 1 1/2" x 17 3/4" on side load pan rack.

**MATERIAL:**

6063-T52 extruded aluminum angles, upright tubing, and support pieces.

MODEL #	Description	Pan Capacity	A Shelf Spacing	Overall Size L x W x H	Weight
PR12-5K	Front Load	12 Full Size	5"	20 1/4" x 26" x 69 1/4"	24 lbs.
PR18-3K	Front Load	18 Full Size	3"	20 1/4" x 26" x 63 1/4"	26 lbs.
PR20-3K	Front Load	20 Full or 40 Half Size	3"	20 1/4" x 26" x 69 1/4"	28 lbs.
PR30-2K	Front Load	30 Full Size	2"	20 1/4" x 26" x 69 1/4"	34 lbs.
PR18-3KS	Side Load	18 Full Size	3"	28 1/4" x 18" x 63 1/4"	25 lbs.
PR20-3KS	Side Load	20 Full Size	3"	28 1/4" x 18" x 69 1/4"	27 lbs.



Customer Service Available To Assist You **1-800-645-3166** 8:30 am - 8:00 pm E.S.T.  
 Email Orders To: [customer@advancetabco.com](mailto:customer@advancetabco.com). For Smart Fabrication™ Quotes, Email To: [smartfab@advancetabco.com](mailto:smartfab@advancetabco.com) or Fax To: 631-586-2933

**NEW YORK**  
 Fax: (631) 242-6900

**GEORGIA**  
 Fax: (770) 775-5625

**TEXAS**  
 Fax: (972) 932-4795

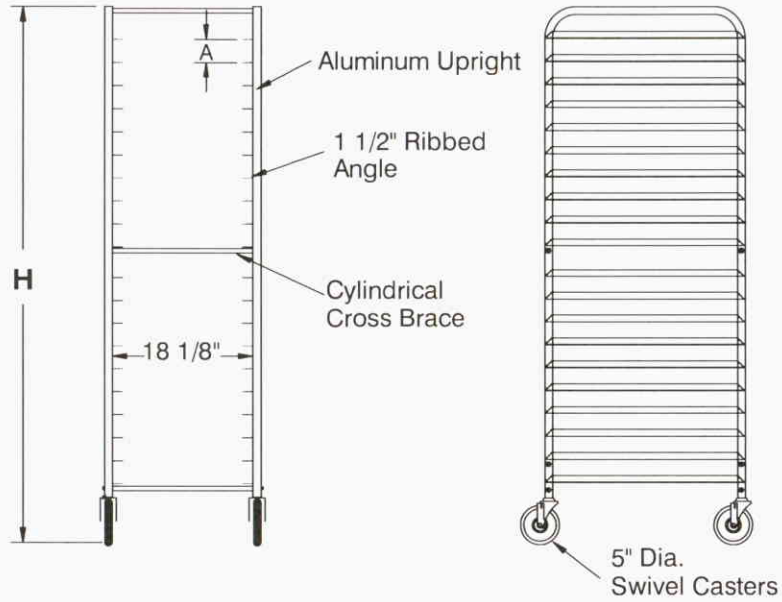
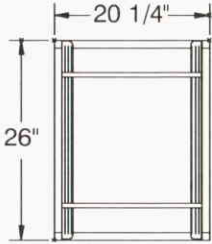
**NEVADA**  
 Fax: (775) 972-1578

# DIMENSIONS and SPECIFICATIONS

TOL ± .500"

ALL DIMENSIONS ARE TYPICAL

## Front Load



## Side Load

