

Item #: 34 Qty #: _____
 Model #: _____
 Project #: _____

SORTING SHELVES

KD TUBULAR



TRADITIONAL



TRADITIONAL DESIGN

FEATURES:

A solid die formed wall mounted rack shelf with solid end brackets.

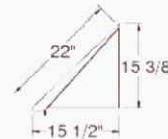
CONSTRUCTION:

TIG-welded with exposed areas blended to a satin finish.

MATERIAL:

Brackets are 16 gauge type 300 series stainless steel.

Shelf is 16 gauge type 300 series stainless steel.



MODEL #	# of Racks	L	Wt
DT-6R-11	1	22"	20 lbs.
DT-6R-12	2	42"	30 lbs.
DT-6R-13	3	62"	40 lbs.
DT-6R-14	4	82"	50 lbs.

KD TUBULAR DESIGN

FEATURES:

A dual purpose open tubular design wall mounted rack shelf with solid end brackets bolted in field. Unit completely knock down.

CONSTRUCTION:

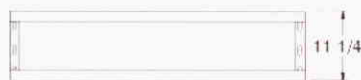

No welds. Unit is supplied with assembly hardware.

MATERIAL:

Brackets are 16 gauge type 300 series stainless steel.

Tubing is 1 5/8" diameter stainless steel 18 gauge tubing.

Stainless steel bolts (included).



MODEL #	# of Racks	L	Wt
DT-6R-21	1	22"	15 lbs.
DT-6R-22	2	42"	23 lbs.
DT-6R-23	3	62"	30 lbs.
DT-6R-24	4	82"	38 lbs.