




STAINLESS STEEL
ECONOMY DISHTABLES
SOIL STRAIGHT

16 Gauge, 304 Stainless Steel



STANDARD S70 SERIES
 DTS-S70-36R-X Shown



Stainless Steel Welded Leg Assembly
 with Cross Bracing
 (Standard on S70 Series)

Item #: 33 Qty #: _____
 Model #: _____
 Project #: _____

FEATURES:

- 16 ga. 304 Series Stainless Steel Top.
- Table is furnished with 10-1/2" Backsplash with a 2" return.
- Tile edge for ease of installation.
- SOIL section features a 5" deep bowl with 3/4" coved radius.
- Dishtable system consists of SOIL and CLEAN sections.
- S70 SERIES:** Stainless Steel Welded Leg Assembly with Cross Bracing. Stainless Steel Legs with Stainless Steel Bullet Feet.
- S60 SERIES:** Galvanized Legs with Plastic Bullet Feet.

CONSTRUCTION:

- All TIG welded.
- Welded areas blended to match adjacent surfaces and to a satin finish.
- Stainless Steel Gussets welded to a stainless steel support channel.

MECHANICAL:

- Faucet holes in BACKSPLASH punched on 8" centers, faucet not included.
- Waste drain is 1-1/2" IPS basket type and is included.

16 Gauge 304 TOP S/S Welded Leg Assembly, Stainless Steel Bullet Feet	16 Gauge 304 TOP Galvanized Legs Plastic Bullet Feet
---	--

Nominal Size	"L"	S70 SERIES	S60 SERIES	Approx. Wt.
3 Ft.	36"	DTS-S70-36L or R-X	DTS-S60-36L or R-X	70 lbs.
4 Ft.	48"	DTS-S70-48L or R-X	DTS-S60-48L or R-X	85 lbs.
5 Ft.	60"	DTS-S70-60L or R-X	DTS-S60-60L or R-X	100 lbs.
6 Ft.	72"	DTS-S70-72L or R-X	DTS-S60-72L or R-X	115 lbs.
8 Ft.	96"	DTS-S70-96L or R-X	DTS-S60-96L or R-X	135 lbs.

Nominal sizing for ease of installation.



DTA-100-X
 19-1/2" x 19-1/2" x 4"
 PRE-RINSE BASKET WITH
 WELDED SLIDE BAR



**Optional Stainless Steel
 UNDERSHELF with
 Die Cast LEG CLAMP**
 secured to shelf eliminates
 unsightly nuts & bolts

ACCESSORIES	Model #	Qty
Prerinse Faucet	DTA-53-1X	
Rack Shelf		
Undershelf		
Prerinse Basket with Slide Bar	DTA-100-X	



DTA-53-1X



NEW YORK
 (800) 645-3166
 Fax: (631) 242-6900

GEORGIA
 (800) 832-1218
 Fax: (770) 775-5625

TEXAS
 (800) 527-0353
 Fax: (972) 932-4795

NEVADA
 (800) 446-8684
 Fax: (775) 972-1578

For Assistance with
 Smart Modifications & Accessories Call: >>

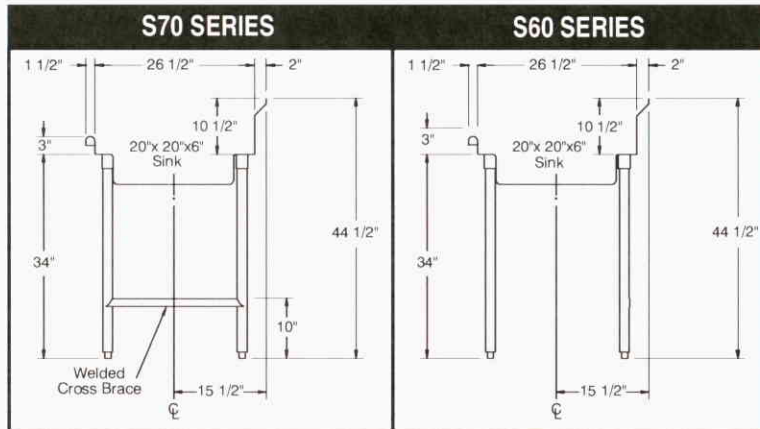
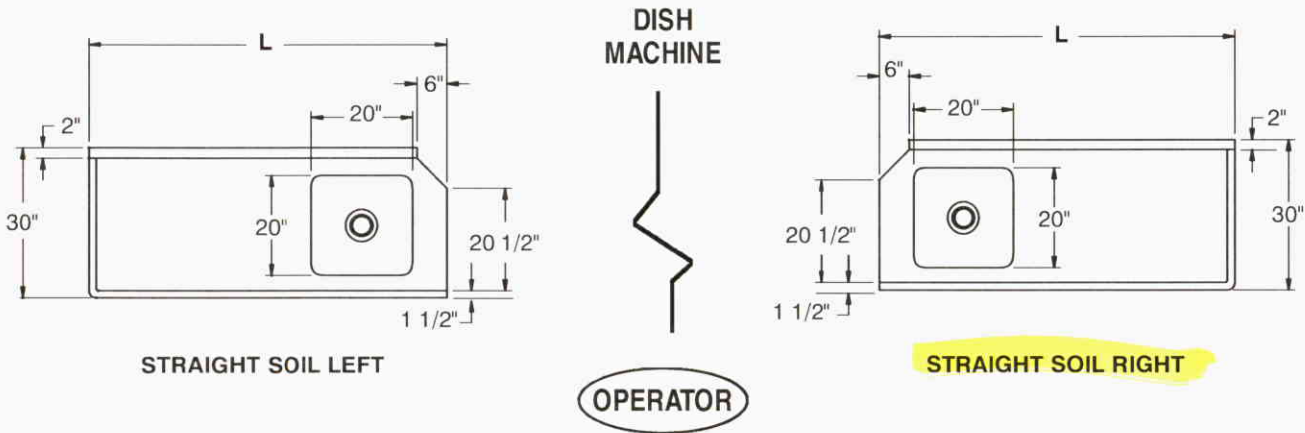
1-800-498-6634 Fax: 631-586-2933
 smartfab@advancetabco.com

DIMENSIONS and SPECIFICATIONS

TOL ± .500"

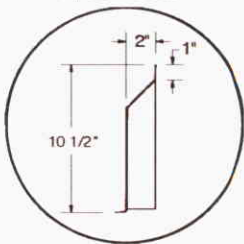
ALL DIMENSIONS ARE TYPICAL

SEE DISH MACHINE COMPATIBILITY CHART TO ENSURE PROPER FIT
 DISH MACHINE COMPATIBILITY CHART CAN BE FOUND IN BACK OF THE SECTION "P" INDEX



*CUSTOMIZE YOUR OWN SYSTEM
 by Ordering Optional Accessories from our
 PRODUCT & PRICE GUIDE*

Splash Detail



Description	S70 SERIES STANDARD	S60 SERIES SUPER SAVER
Material	16 Ga. 304 Series	16 Ga. 304 Series
1 5/8" Dia. Legs	Stainless Steel	Galvanized
Gussets	Stainless Steel	Stainless Steel
Bullet Feet (1" adj.)	Stainless Steel	Plastic
Cross Bracing	Welded	Optional
Preinse Bowl Depth	5"	5"
Preinse Basket	Optional	Optional



ADVANCE TABCO is constantly engaged in a program of improving our products. Therefore, we reserve the right to change specifications without prior notice.